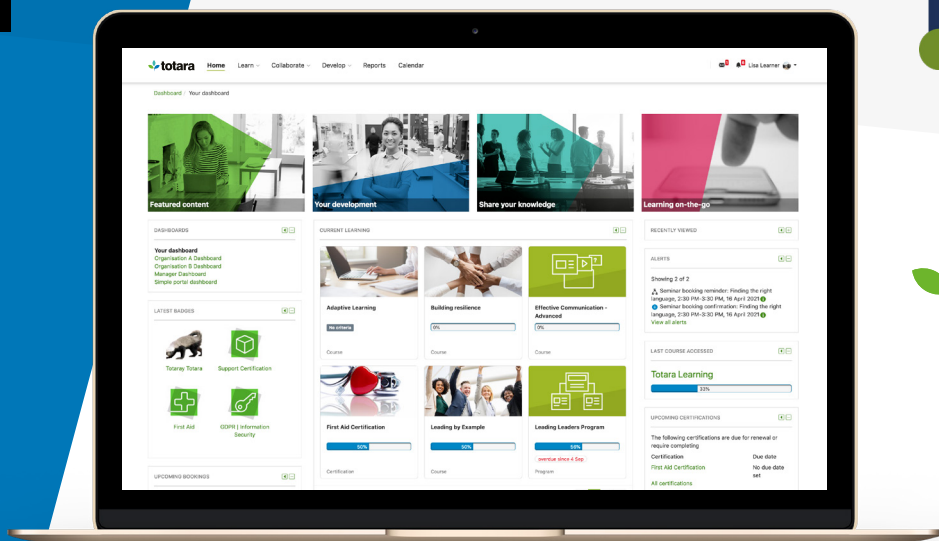


In partnership with



PERSONALIZATION

Create a personalized experience for every user.

Adopting a learning management system where every learner can have a unique and personalized user journey provides users with a sense of ownership over their learning and development environment, and allows them to interact with the system in line with their personal preferences.

Totara Learn offers a range of personal customization and personalization tools to help learners tailor their learning experience.

ASSIGN CUSTOMIZED LEARNING AND DEVELOPMENT PORTALS

The dashboards functionality allows site administrators to create any number of custom learning and information portals. Dashboards can be assigned to a specific group of users so the content, navigation and tools they contain aligns with the particular requirements and interests of the audience members.

Dashboards can include a personalized list of a user's current learning items, along with course completion progress bars, due dates and an expandable view of a user's progression through adaptive, multi-course programs and certifications. Staff and learners with different roles or information needs within Totara Learn can be assigned access to multiple dashboards.

The tasks and alerts blocks provide users with personalized to-dos, reminders and updates from the system and allows managers to approve learning plans and training requests directly from their dashboards.

When creating a dashboard an administrator can choose whether it is further customizable (by adding, deleting or moving blocks) by assigned users, allowing them to create a fully personalized page.

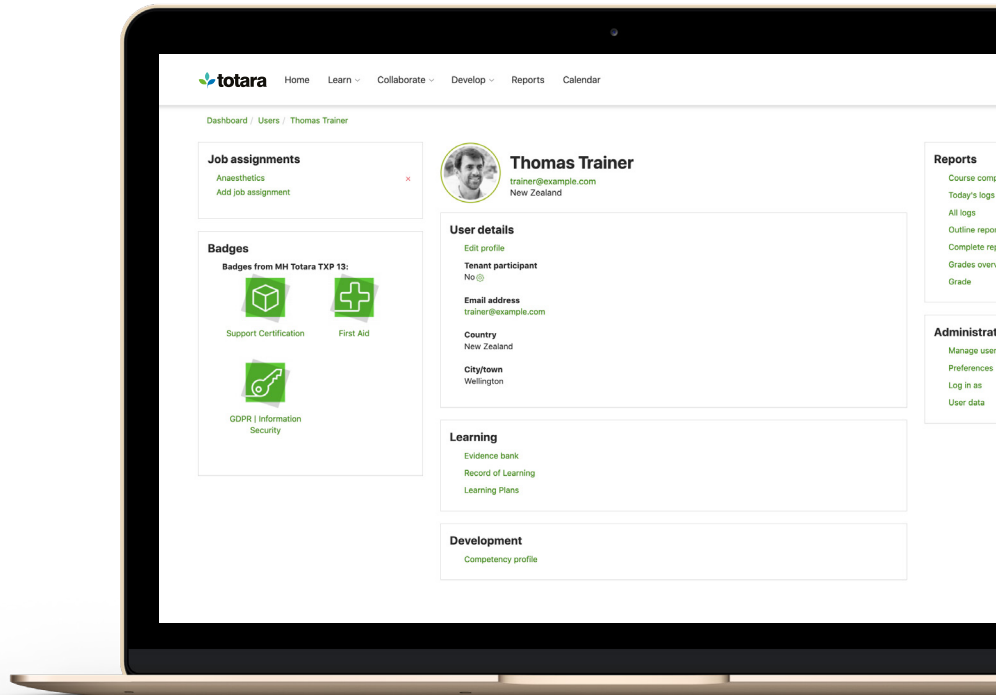
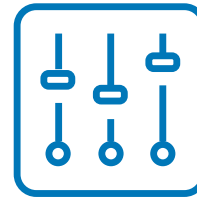


APPLY DESIGNS WHICH RESONATE WITH YOUR LEARNERS

Any number of customized site designs or themes can be installed on your Totara Learn site. Themes can range from a completely custom design with your company's logo, colors, fonts, images and general look and feel, to a simple logo and brand colors configured via the administration interface.

A theme can be applied across an entire site, to a category (and all the courses contained within that category), for a tenant, used for a single course or, for a truly personalized experience, selected by an individual.

With themes applied across different areas of the site, for different learning subjects, or even for users with different display requirements, you can create a consistent and personalizable design experience for all your users.



ENJOY FLEXIBLE USER ACCOUNT AND PROFILE OPTIONS

Individuals within Totara Learn can optionally control and customize the information stored against their user account and displayed across the system.

Users can set their default homepage, preferred language display, view and update their site policy consents and add optional profile information such as interests, a profile picture and social media details.

By customizing account preferences such as text editing options, calendar displays and notification methods for the different types of messages generated by the system, learners can personalize how they interact with their assigned learning tasks and the Totara Learn system.

CONTACT YOUR TOTARA PARTNER

Hubken Group

e-Innovation Centre

Priorslee, Telford

Shropshire TF2 9FT

www.hubkengroup.com

0330 660 1111

